

Population with access to safe drinking-water supplies

HIGHLIGHTS:

- **Drinking-water is vital for human health**
- **Around 80% of New Zealanders received drinking-water that met all the requirements of the Drinking-Water Standards for New Zealand**
- **People in the North Island were more likely to be supplied with microbiological compliant drinking-water**

Monitoring compliance of drinking-water Standards

Safe drinking-water is vital for human health, but water that is contaminated with pathogens (disease-causing organisms) may cause diseases, particularly gastro-intestinal diseases (e.g. diarrhoea, vomiting). Drinking-water supplies can be treated to remove these pathogens and make the water safe to drink.

Drinking-water supplies in New Zealand are tested for microbiological and chemical compliance with the *Drinking-water Standards for New Zealand* (the Standards). These Standards set maximum acceptable levels to protect human health.

Microbiological compliance of drinking-water supplies is based on two main microbiological reference organisms (Ministry of Health 2017):

- monitoring of *E.coli* is used to determine the bacteriological compliance
- monitoring of *Cryptosporidium* is used to determine the protozoal (protozoa=single-celled organisms) compliance

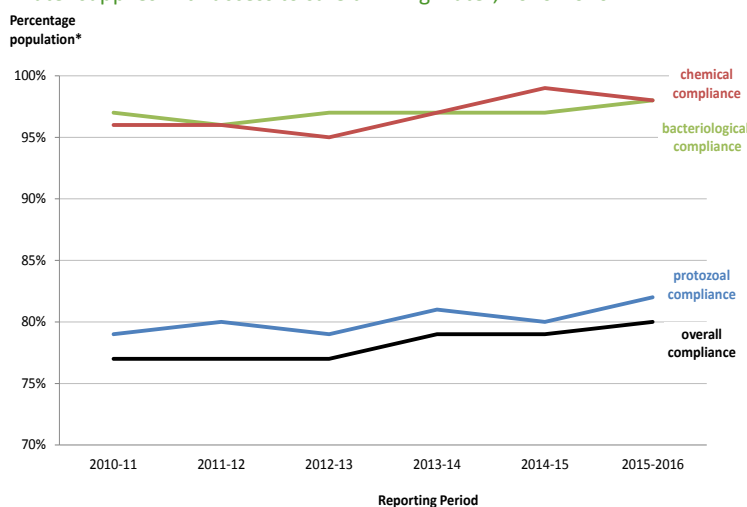
Table 1: Population* on registered community drinking-water supplies that had access to safe drinking-water, 2015-2016

Access to safe-drinking water	Estimated population	Percentage population
Bacteriological compliance		
Served by drinking-water supply known to comply with E.coli requirements	3,699,000	98%
Served by drinking-water supply known not to comply with E.coli requirements	92,000	2%
Protozoal compliance		
Served by drinking-water supply known to comply with protozoal requirements	3,109,000	82%
Served by drinking-water supply known not to comply with protozoal require-	682,000	18%

Source: Ministry of Health 2017

* based on the population served by registered drinking-water supplies serving more than 100 people

Figure 1: Percentage of population* on registered community drinking-water supplies with access to safe drinking water, 2010-2016



Source: Ministry of Health (Annual Reports on Drinking-Water Quality)

* based on the population served by registered drinking-water supplies serving more than 100 people

Four in five New Zealanders received drinking-water that met all the requirements of the Standards

Drinking-water statistics are presented for all registered community drinking-water supplies that served more than 100 people. This describes the access to safe drinking-water for 3.8 million New Zealanders (Ministry of Health 2017).

Over 80% of New Zealanders (3 million) on registered supplies received drinking-water that met all the requirements (microbiological, protozoal and chemical) in the reporting period 2015-2016. This is an improvement over the previous reporting periods (Figure 1).

Around 98% of the population (3.7 million) on registered supplies was served by bacteriological compliant drinking-water, and 82% (3.1 million) by protozoal compliant drinking-water (Table 1).

Population with access to safe drinking-water supplies

People in the North Island were more likely to be supplied with protozoal compliant drinking-water than those in the South Island

In the 2015-2016 reporting period 2015-2016, 98% (2.8 million) of the North Island population on registered community drinking-water supplies was served by bacteriological compliant drinking-water as well as 98% (0.9 million) of the South Island population (Figure 2).

In the North Island, 88% (2.5 million) of the population on registered supplies was served by drinking-water known to comply with the protozoal requirements, whereas in the South Island 62% (0.5 million) received protozoal compliant drinking-water (Figure 3).

Figure 2: Percentage of population* with access to bacteriological compliant drinking-water by territorial authority, 2015-2016

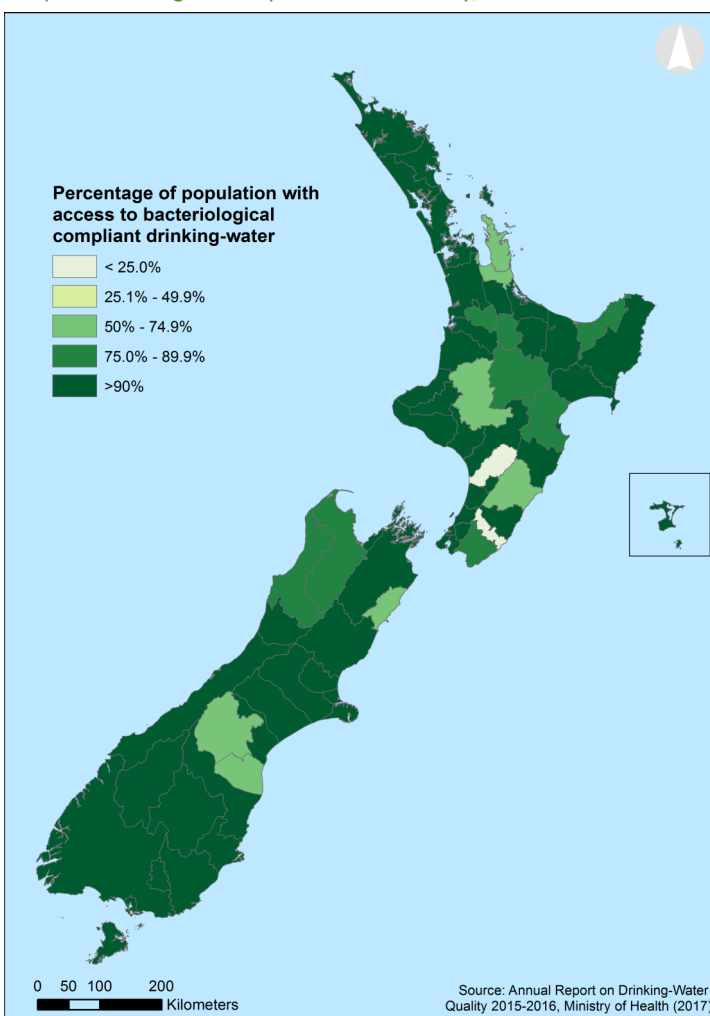
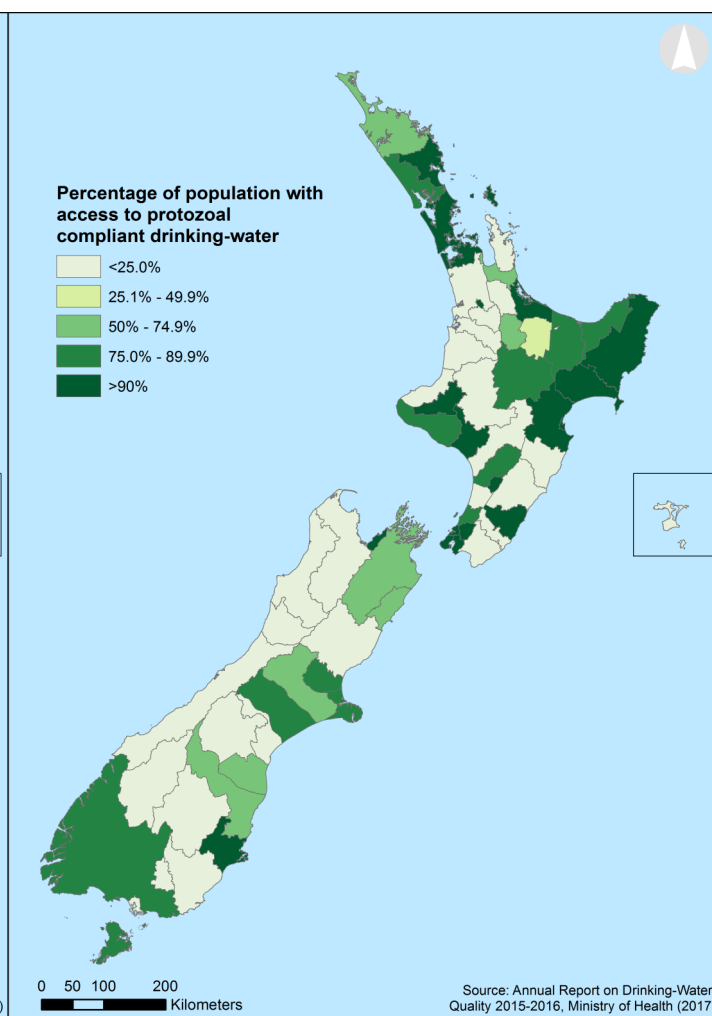


Figure 3: Percentage of population* with access to protozoal compliant drinking-water by territorial authority, 2015-2016



Source (Figure 2 and 3): Ministry of Health 2017

*based on the population served by registered drinking-water supplies serving more than 100 people

REFERENCES:

- Ministry of Health. (2012). *Annual report on drinking-water quality 2010-2011*. Wellington: Ministry of Health.
- Ministry of Health. (2013). *Annual report on drinking-water quality 2011-2012*. Wellington: Ministry of Health.
- Ministry of Health. (2014). *Annual report on drinking-water quality 2012-2013*. Wellington: Ministry of Health.
- Ministry of Health. (2015). *Annual report on drinking-water quality 2013-2014*. Wellington: Ministry of Health.
- Ministry of Health. (2016). *Annual report on drinking-water quality 2014-2015*. Wellington: Ministry of Health.
- Ministry of Health. (2017). *Annual report on drinking-water quality 2015-2016*. Wellington: Ministry of Health.

For more information, please contact Carolin Haenfling on ehinz @massey.ac.nz